

## Visitor Profile

Average Visitor Age: 40

Visitors Under Age 35: 43%

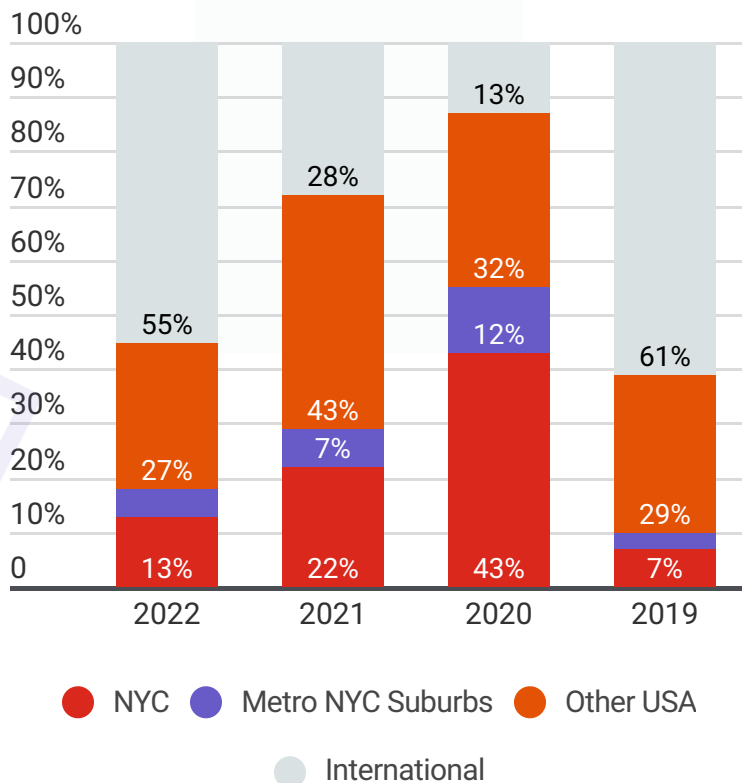
First Time Visiting NYC: 47%

NYC:

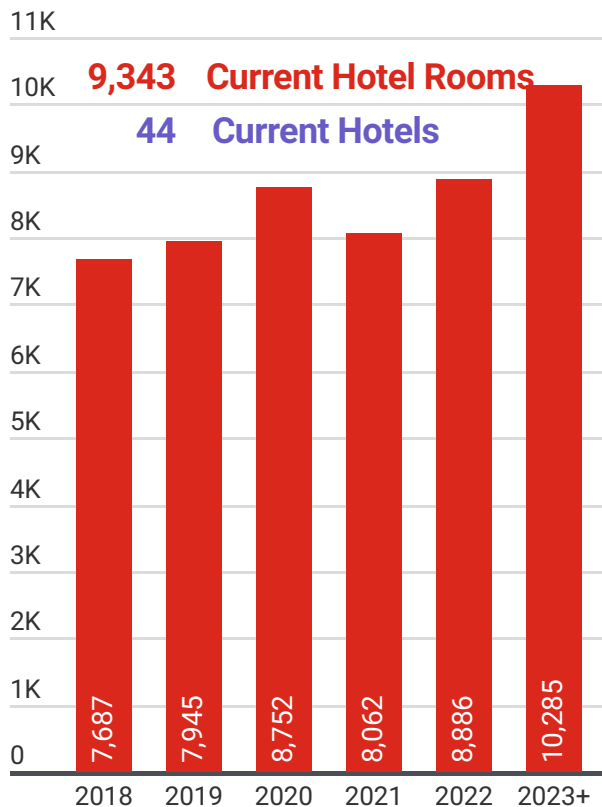
Spent an Entire Day in Lower Manhattan: 30%

Average Nightly Stay: 3.8

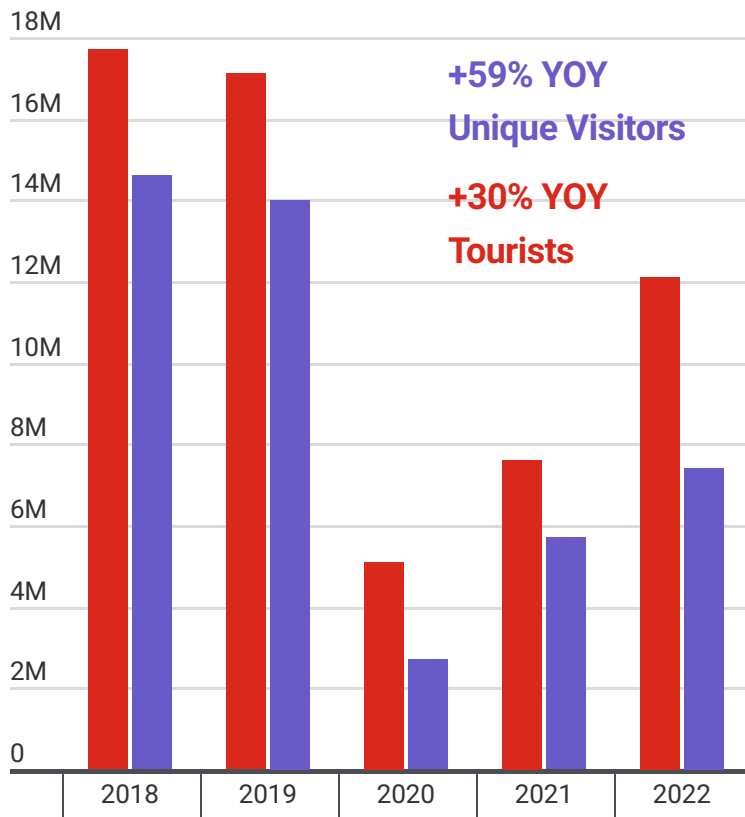
## Geographic Origin



## Lower Manhattan Hotel Room Development




## Lower Manhattan Visitorship













*Tourists defined as those visiting Lower Manhattan who live outside a 50-mile radius of NYC.  
Unique Visitors defined as all visitors excluding Lower Manhattan Residents and employees.*

● Unique Visitors ● Tourists

## Top Domestic Markets

- 
1. Metro NYC
  2. Other NY, Southern NJ, PA, DE
  3. Northeast  
(ME, NH, VT, MA, other CT)
  4. Mid-Atlantic  
(MD, DC, VA, WV, NC, SC)
  5. Southeast  
(FL, GA, MS, AL, TN)

## Top International Markets

		Country	Percent of Visitors
1		Germany	16.2
2		UK	15.5
3		France	10.5
4		Spain	5.9
5		Italy	5.2
6		Canada	4.8
7		Brazil	3.5
8		Mexico	3.3
9		Netherlands	2.6
10		Ireland	2.6